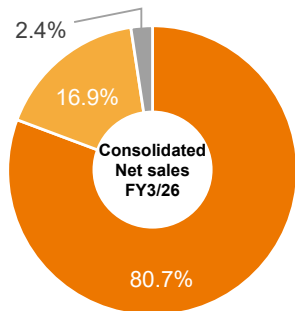


1. Business Domain

Breakdown by segment



Theme Park Segment

- Tokyo Disneyland®
- Tokyo DisneySea®

Hotel Business Segment

- Disney Ambassador® Hotel
- Tokyo DisneySea Hotel MiraCosta®
- Tokyo Disneyland® Hotel
- Tokyo Disney Celebration Hotel®
- Tokyo Disney Resort Toy Story® Hotel
- Tokyo DisneySea Fantasy Springs Hotel® and others

Other Business Segment

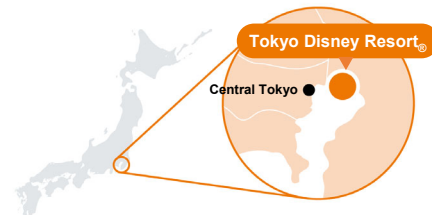
- Ikspiari®
- Disney Resort Line and others

2. Business History

1960	Oriental Land Co., Ltd. [OLC] was established	2008	Tokyo Disneyland Hotel opened
1983	Tokyo Disneyland opened	2013	Milial Resort Hotels Co., Ltd. acquired all stocks of Brighton Corporation Co., Ltd.
1996	Maihama Resort Hotels Co., Ltd. (currently Milial Resort Hotels Co., Ltd.) was established Listed on the first section of the Tokyo Stock Exchange	2016	Tokyo Disney Celebration Hotel opened
2000	Ikspiari and Disney Ambassador Hotel opened	2022	Tokyo Disney Resort Toy Story Hotel opened
2001	Disney Resort Line, Tokyo DisneySea, and Tokyo DisneySea Hotel MiraCosta opened	2024	Fantasy Springs, the eighth themed port of Tokyo DisneySea, and Tokyo DisneySea Fantasy Springs Hotel opened
		2026	ORIENTAL LAND CRUISE CO., LTD. was established

3. Competitive Advantage

A. Prime location



Vast land holdings

Own approx. 2,000,000 m² [approx. 500 acres] of land easily accessible from central Tokyo

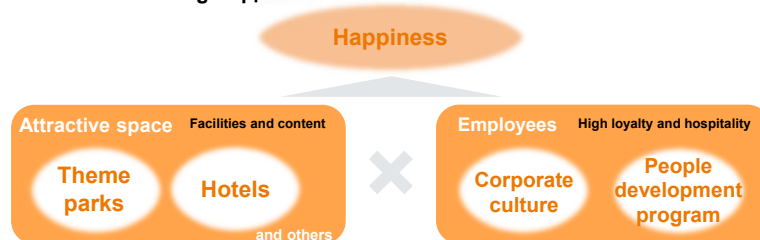
Huge market

The metropolitan area in which the resort is located is Japan's largest market with approximately 40 million residents

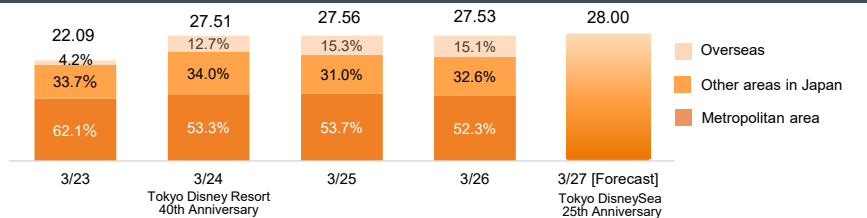
B. License agreement with Disney Enterprises, Inc.

Activities Covered	Construction and operation of Tokyo Disney Resort and Disney hotels, etc. Development and operation of Disney cruises based in Japan
Period	Disney parks and hotels, etc.: contract extension possible until 2076 at maximum Disney cruises: contract extension of up to a period of 39 years from start of service is possible
Consideration	Royalty* to be paid in accordance with net sales *Not subject to the effect of exchange rate fluctuations
Relationship	No capital or personnel relationship

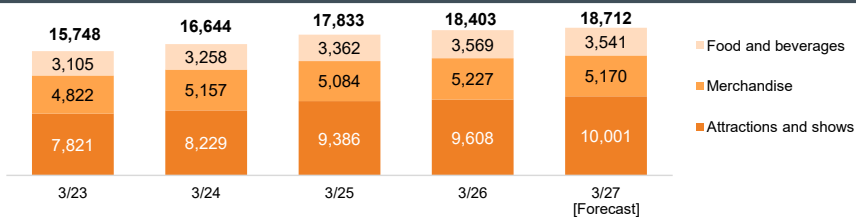
C. The Source of Creating Happiness



4. Annual Theme Park Attendance and Breakdown of Guests by Region [FY, Million people]



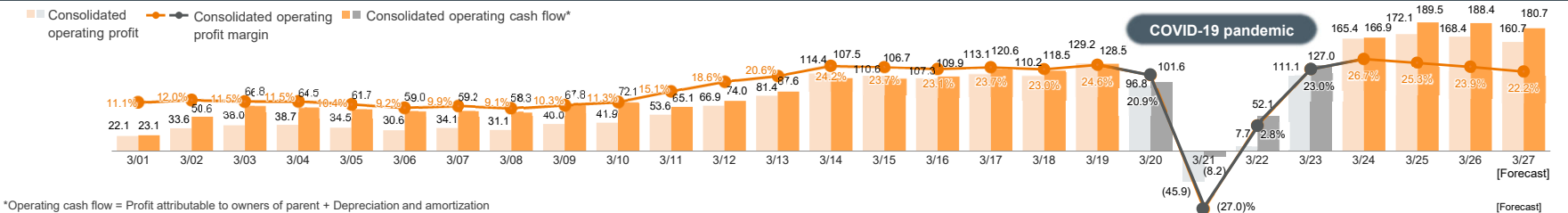
5. Net sales per guest [FY, ¥]



Ticket price revision policy

External environment, Trends in demand, Price sensitivity survey result, and Increase in theme park value

8. Long-Term Performance Trends

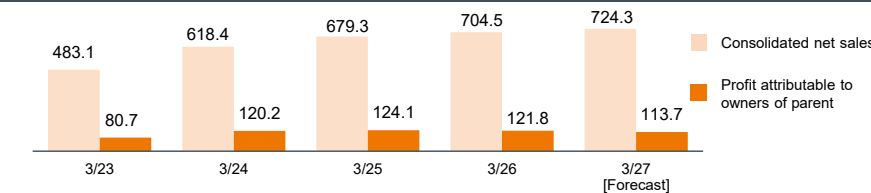


*Operating cash flow = Profit attributable to owners of parent + Depreciation and amortization

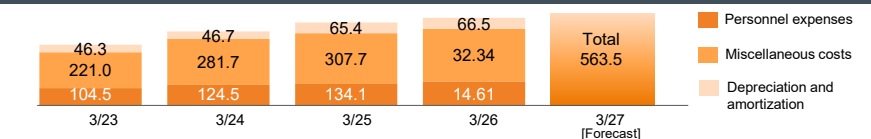
Fiscal Year	Capital Expenditures (¥ billion)	Depreciation and amortization (¥ billion)
3/01	182.2	18.4
3/02	109.7	37.9
3/03	14.8	47.9
3/04	29.2	45.9
3/05	46.8	44.5
3/06	43.1	43.3
3/07	54.8	42.9
3/08	52.6	43.6
3/09	40.1	49.7
3/10	19.4	46.6
3/11	27.9	42.2
3/12	23.2	41.9
3/13	28.7	36.1
3/14	20.3	36.9
3/15	37.0	34.6
3/16	39.7	35.9
3/17	50.9	38.2
3/18	59.8	37.3
3/19	86.0	38.2
3/20	139.6	39.4
3/21	108.3	45.8
3/22	100.2	44.1
3/23	99.4	46.3
3/24	72.0	46.7
3/25	90.2	65.4
3/26	86.2	66.5
3/27 [Forecast]	231.4	66.9

Note: Depreciation and amortization figures for FY3/11, FY3/12, FY3/21 and FY3/22 include depreciation and amortization recorded as non-operating expenses.

6. Consolidated Net sales and Profit [FY, ¥ billion]



7. Consolidated Costs [FY, ¥ billion]



Depreciation and amortization	Tend to increase for 7-9 years after introduction of attractions
Miscellaneous costs	Energy costs, maintenance costs, costs related to entertainment, event-related costs, IT-related expenses, sales promotion costs, merchandise and food/beverages costs, and royalties, etc. Note: merchandise and food / beverages costs and royalties are not included in the miscellaneous costs in the financial results presentation materials
Personnel expenses	Full-time employees, part-time cast members, and performers, etc. Note: Personnel expenses for the Hotel Business Segment are included in selling, general and administrative expenses

Note: Starting from FY3/22, Tokyo Disneyland has changed its depreciation method for Property, plant and equipment to the straight-line method.

10. Our Goal for 2035



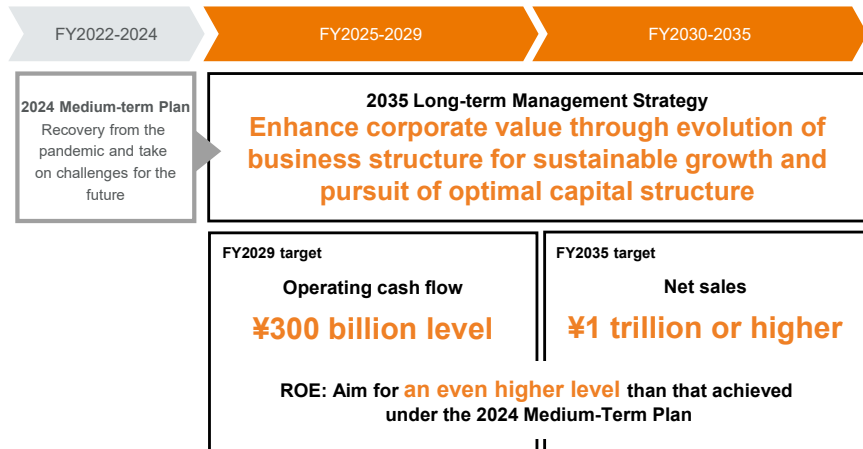
Bringing more
**“Happiness” to you
 and the community.**

What the OLC Group aspires to be

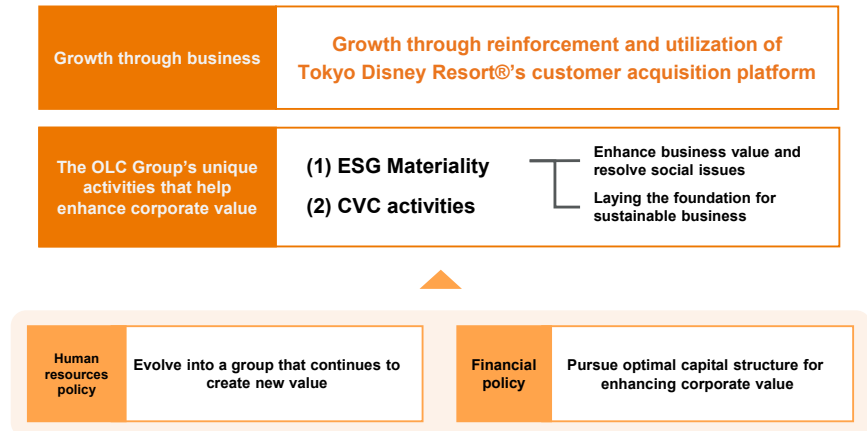
- Provide enjoyment that drives people into tomorrow through spaces and times where diverse people can share joy, laughter, and inspiration
- Cherish the world that nurtures and sustains us, and contribute to a sustainable society
- Continue to be a corporation in which employees can truly take pride by expanding the OLC Group’s corporate value

11. Financial targets

Promote our Long-term Management Strategy with the aim of further developing and evolving our Group, and achieve financial targets



12. Overall picture of the Long-term Management Strategy



12. Theme Park Business

Vision for theme parks

The pinnacle of happiness creation that exceeds people's imagination

Strategy	Establish new revenue models
Base	Provide attractive parks by drawing on fresh perspectives

A. Growth investment

Theme park development policy ahead

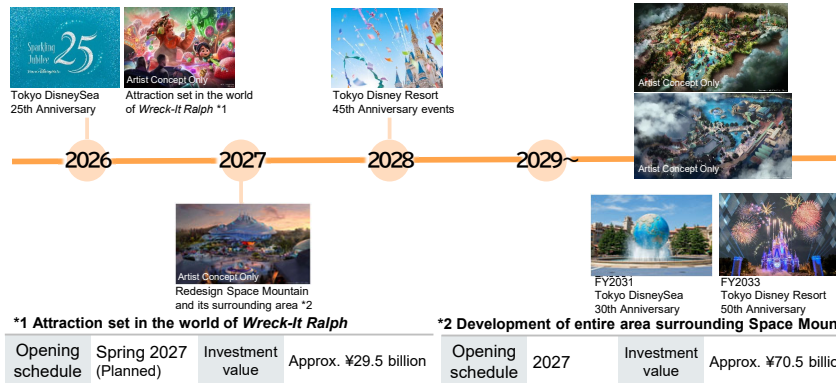
Provide moving experiences and surprises that cannot be found anywhere else in the world through development unique to Tokyo Disney Resort

Dynamic restructuring of our theme park sites including possible large-scale development such as area-wide redesign

Attractions/Entertainment	Constantly enhance the appeal of our theme parks by redesigning attractions and entertainment programs, offering time-limited special versions, and utilizing previously unused intellectual property and new technologies
Initiatives for providing new experiences	Proactively generate facilities and services that lead to offering new experience
Other facilities	Revamp facilities and expand services in pursuit of comfort and convenience to respond to changes in guests' behavior and needs within our parks

B. Future contents for Theme Park Business

Note: Images are subject to change.



*1 Attraction set in the world of *Wreck-It Ralph*

*2 Development of entire area surrounding Space Mountain

Opening schedule	Spring 2027 (Planned)	Investment value	Approx. ¥29.5 billion	Opening schedule	2027	Investment value	Approx. ¥70.5 billion
------------------	-----------------------	------------------	-----------------------	------------------	------	------------------	-----------------------

C. Direction of initiatives

Attendance	<p>Establish a solid customer acquisition platform to achieve even higher attendance</p> <p>Expand our fan base among domestic guests</p> <ul style="list-style-type: none"> Nurture fans among children Capture new fans Further boost attendance throughout the year <p>Strengthen appeal for overseas guests</p> <ul style="list-style-type: none"> Strengthen initiatives tailored to the characteristics of specific areas Strengthen collaboration with OTAs as sales channels Aim to expand Tokyo Disney Resort Vacation Packages range for overseas guests
Net sales per guest	<p>Adapt to guests' diverse needs and upgrade existing services</p> <p>Set optimal prices in consideration of the external environment</p> <ul style="list-style-type: none"> Continue using variable pricing Consider changing the composition of ticket price range and the price range itself, etc. <p>Further enhance appeal of existing services</p> <p>Increase the number of users to enhance experience value for a wide range of guests</p> <p>Provide a sense of specialness, comfort and peace of mind that comes with knowing experience are guaranteed</p> <p>Merchandise/Food and beverages revenues</p> <p>Develop merchandise and menu items that meet guests' needs</p>
New revenue sources	Establish new revenue models for the Theme Park Segment
Costs	Advance fundamental cost control to maintain and increase profitability

13. Hotel Business

Maximize revenue through revenue management and consider establishing new Disney hotels

Six existing Disney hotels

A total of 3,483 rooms owned by six Disney hotels
Enhance brand value by leveraging the overwhelming sense of immersion in the world of Disney

Occupancy rates Maintain high occupancy rates by enriching the unique Disney hotel experience

Average charge per room Maximize revenue with continued revenue management



Plan going forward

Occupancy rates being more than 95%, we see further unmet demand to be fulfilled

Consider establishing new Disney hotels near Tokyo Disney Resort

Luxury type

Deluxe type

Moderate type

Value type

Tokyo DisneySea Fantasy Springs Hotel

Disney Ambassador Hotel
Tokyo DisneySea Hotel MiraCosta
Tokyo Disneyland Hotel

Tokyo Disney Resort Toy Story Hotel

Tokyo Disney Celebration Hotel

©Disney/Pixar

14. Cruise Business

Significance of entering the cruise business

Acquire a new pillar of revenue for the OLC Group

Highly profitable business model

Scalability without land constraints

Avoid the risk of concentrating all businesses in Maihama

Business model less susceptible to weather conditions

Employment from overseas



A. Services to be offered [planned]

- Highly original Disney activities and entertainment aboard the ship
- Guest rooms of a variety of grades and types; Diverse dining options
- Hospitable services, etc.

Scheduled start of services	FY2028	Investment value	Ship's body: ¥290 billion Contingency funds: ¥40 billion *Assumed exchange rate: ¥165/euro, ¥155/dollar
Registry	Japan [planned]	Ship design	Designed based on cruise ship "Disney Wish" that launched in 2022, with some elements adapted for the Japanese market
Tonnage	Approx. 140,000 gross tons	Number of guest rooms	Approx. 1,250 rooms
Capacity	Approx. 4,000 persons	Number of crew	Approx. 1,500 persons

B. Cruise services planned at this point

Route	Cruises mainly depart and arrive at ports around Tokyo metropolitan area
Length of cruise	2 to 4-night short-term cruises
Price per person	A wide range of prices from the ¥100,000 range to ¥300,000 range* [one cruise per person] *Price for the most common type of guest room
Target	Families, younger generation, overseas inbound travelers

C. Contribution to financial performance

Based on even higher profitability than the Theme Park Segment, the cruise business will take the OLC Group to its next phase of evolution

- Annual net sales and number of passengers are expected to reach approx. ¥100 billion and 400,000, respectively, within the first several years
- Profit is assumed to be generated from FY2029 when full-year operation is scheduled
- We are closely examining the upside of net sales while aiming for the upper 20% range in operating margin within the first several years
- Annual depreciation and amortization expenses in the ¥20 billion range are expected
- Operating margin is expected to improve further after the depreciation period of the cruise ship
- A foreign exchange forward contract will be executed to hedge against exchange risks for approximately half of the amount

The launch of the second ship will be considered when the first ship is successfully on track.

15. The OLC Group's unique activities that help enhance corporate value

Creation of social value through ESG activities

- We have restructured our ESG Materiality areas, and will implement initiatives in accordance with their respective standpoints and purposes
- We will also promote "recycling-oriented resort" initiatives to reduce the environmental impact (waste, water, CO₂) of our business activities to as close to zero as possible



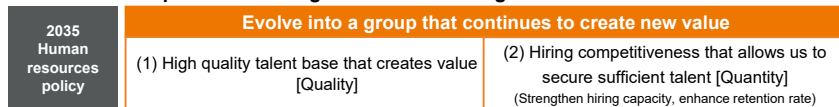
Creation of social value through CVC activities

- Investment fund limit is increased from ¥3 billion to ¥13 billion to accelerate activities **aimed at creating new businesses** that contribute to offering "wonderful dreams, moving experiences, happiness and contentment," which is the OLC Group's business mission
- By focusing on areas where the OLC Group's experience in "real" operations can be put to use, generate new value through business accompaniment based on personnel secondment to venture firms
- Also contribute to resolving issues in existing businesses (e.g., environmental measures, flexible staffing)



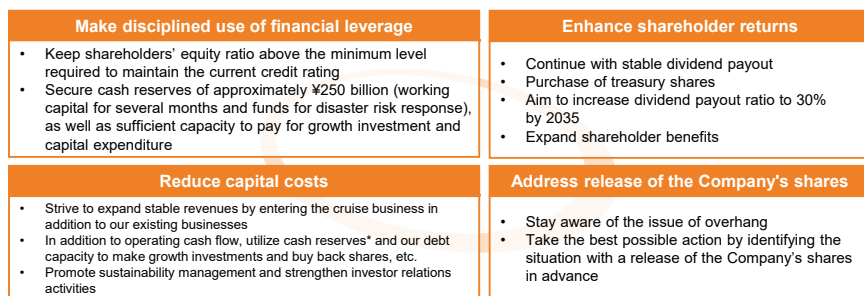
16. Human Resources policy

Strengthen business competitiveness by strengthening our talent base capable of creating value and securing more human resources



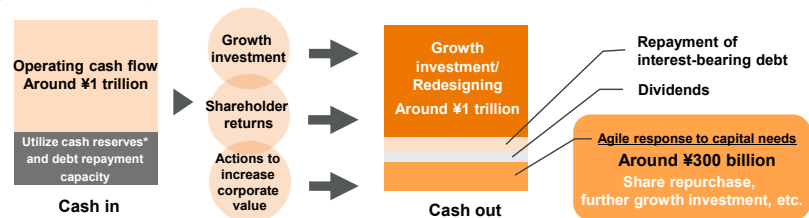
17. Financial policy

Pursue an optimal capital structure to enhance corporate value with the aim of achieving an even higher ROE than the level achieved under the 2024 Medium-term Plan



Take steady actions to increase corporate value, including agile share repurchases, while prioritizing cash allocation to growth investment

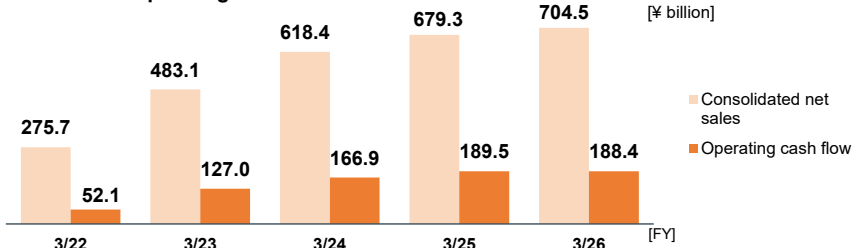
Five-year cash allocation (FY2025-FY2029)



*Cash reserve that can be used for growth investment and capital expenditure

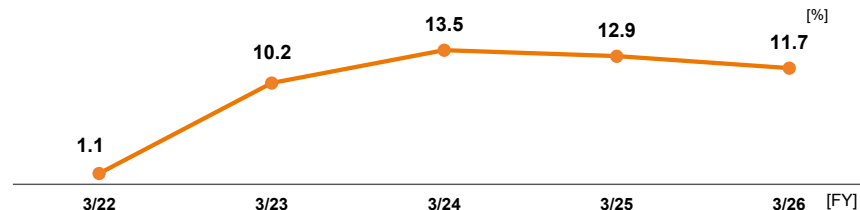
Financial targets of 2035 Long-term Management Strategy

Consolidated operating cash flow* and net sales



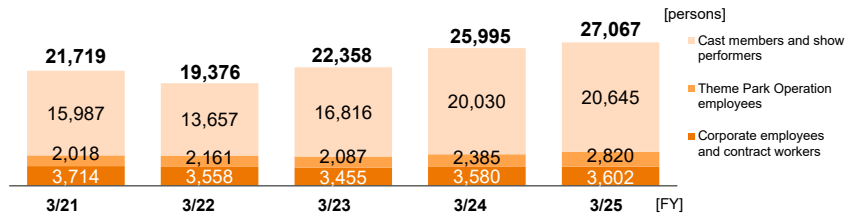
*Operating cash flow = Profit attributable to owners of parent + Depreciation and amortization

ROE



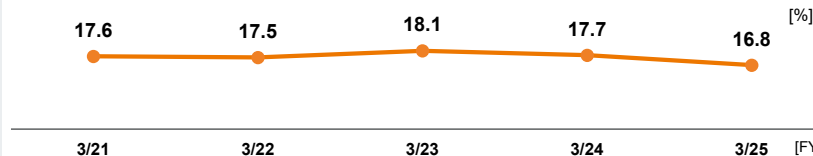
Non-financial Data

The non-consolidated number of employees



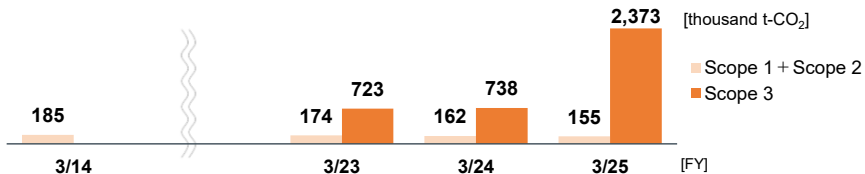
Ratio of female in managerial positions

Target: Raise the proportion of females in managerial positions [manager of higher] to 25% or more by the end of FY3/28



Greenhouse gas emissions

KPIs for 2030 : Reduce Scope 1 and 2*1 by 42% and Scope3**2 by 25% from the FY3/14 level

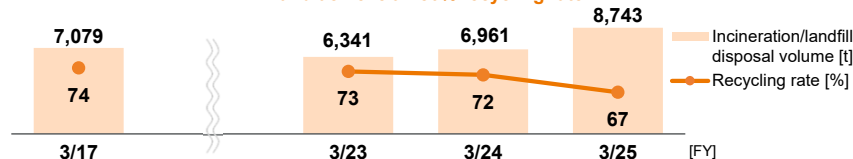


*1 Scope 2 emissions are calculated based on the market-based method

**2 Target category 1 and 2

Incineration/landfill disposal volume and recycling rate

KPIs for 2030: Reduce incineration/landfill disposal volume by 13% from FY3/17 level, and achieve an 80% recycling rate



Note: Incinerated landfill disposal volume and recycling rate for FY3/17 are estimates